

X1蓝牙音箱-说明书-中英文-中性

说明书

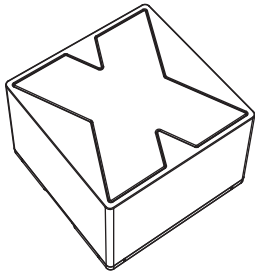
正面

材质:	128G双铜纸
印色:	K

70mm

70mm

无线蓝牙音箱 产品使用说明书

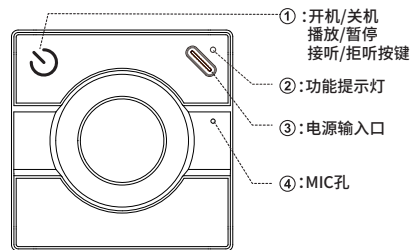


产品规格

型号: X1
喇叭: $\Phi 40\text{mm}$ 4 Ω 3W
电池容量: 500mAh
输入: 5V \Rightarrow 200mAh
蓝牙距离: 10米

工作电压: DC5V
充电时间: 约2小时
播放时长: 约2.5小时
产品尺寸: 5.0*5.0*3.6CM
产品重量: 约125g

产品图示



按键功能说明

① 开关机按键:	双击	双机对联功能
	短按	播放/暂停、接听电话
	长按	开机/关机、拒接电话
② 功能提示灯:	蓝灯闪亮	蓝牙配对中
	蓝灯常亮	蓝牙已连接
	红灯常亮	正常充电中
③ 电源输入口:	支持Type-C, 5V/200mAh的充电线	
④ MIC孔:	麦克风收音孔	

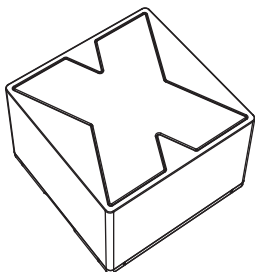
操作指引

- 音乐播放:** 长按开关按键, 蓝灯闪亮, 打开手机蓝牙, 连接产品配对名, 配对成功, 配对成功后蓝灯常亮。
- 通话功能:** 开关机按键可以长按实现拒接来电, 短按接听, 通话时尽量靠近MIC孔。
- 双机对联功能:** 两台机器蓝牙等待连接状态, 取任意一个机器双击开关机键, "嘟"一声后再通过手机连接蓝牙, 就可以对联。
- USB充电:** 插上充电线后, 红灯亮时USB充电, 电池充满电后红灯灭。
- 5分钟内手机没有连接蓝牙, 产品将自动关机。



反面

WIRELESS BLUETOOTH SPEAKER Product instruction manual

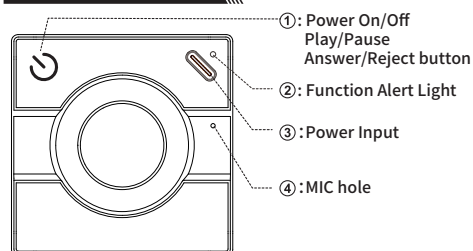


Product Specification

Model: X1
Speaker: $\Phi 40\text{mm}$ 4 Ω 3W
Battery capacity: 500mAh
Input: 5V \Rightarrow 200mAh
Bluetooth distance: 10 meters

Working voltage: DC5V
Charging time: about 2 hours
Playing time: about 2.5 hours
Product size: 5.0*5.0*3.6CM
Product weight: about 125g

Product Illustration



Function Display

① On/Off button:	double-click	Dual-machine coupling function
	Short press	Play/pause, answer phone calls.
	Long press	Turn on/off, Reject calls.
② Function prompt light:	Blue light flashing	Bluetooth pairing in progress.
	Blue light always on	Bluetooth is connected.
	Red light always on	Normal charging in progress.
③ Power input port:	Support Type-C, 5V/200mAh charging cable.	
④ MIC holes:	Microphone Receiver Hole.	

Operating Guidelines

- Music playback:** long press the switch button, the blue light flashes, open the cell phone bluetooth, connect the product pairing name, pairing success, pairing success after the blue light is always on.
- Call function:** switch button can be long-pressed to realize the rejection of calls, short press to answer, call as close as possible to the MIC hole.
- Dual-machine coupling function:** two machines waiting for the Bluetooth connection status, take any one machine double-click the switch button, "beep" and then through the cell phone to connect to the Bluetooth, you can be coupled.
- USB charging:** after plugging in the charging cable, the red light is on when USB charging, the red light goes out when the battery is fully charged.
- The product will automatically shut down if the cell phone is not connected to Bluetooth within 5 minutes.

